

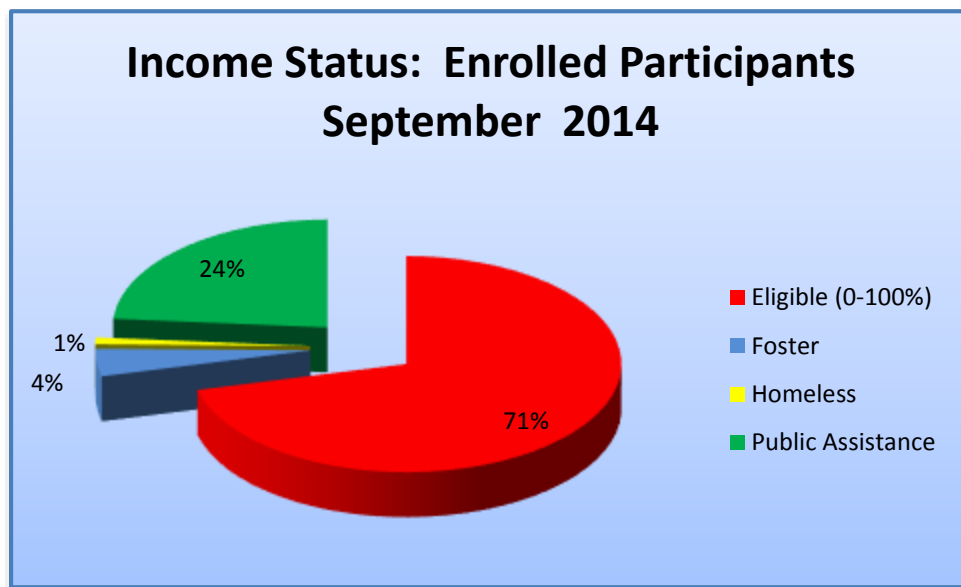
Early Head Start Mobile!
Director's Program Information Report
October 29, 2014



September Enrollment

Funded Enrollment:	104
Current Enrollment:	104 (100%)
Disabilities Enrollment:	13 (12.5%)
Waitlist:	279

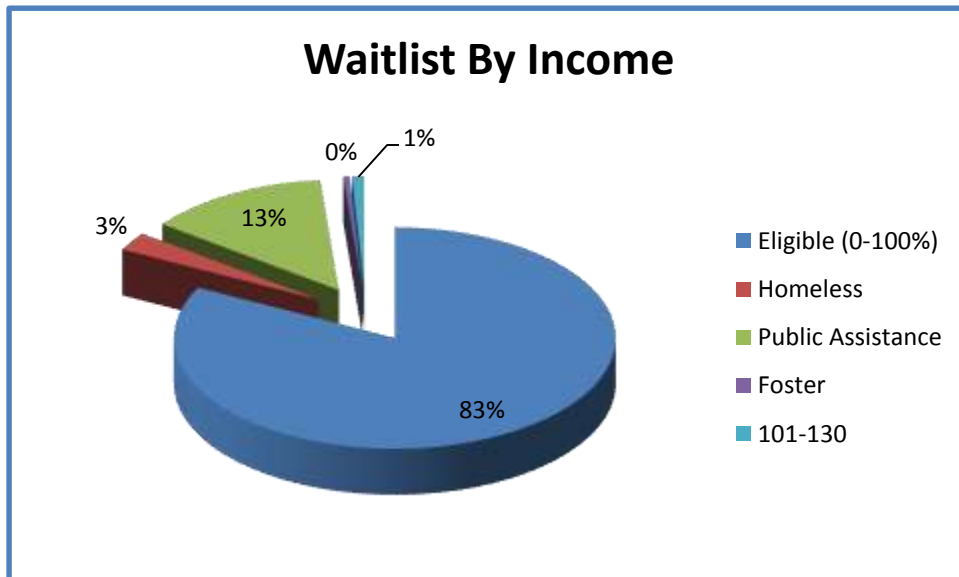
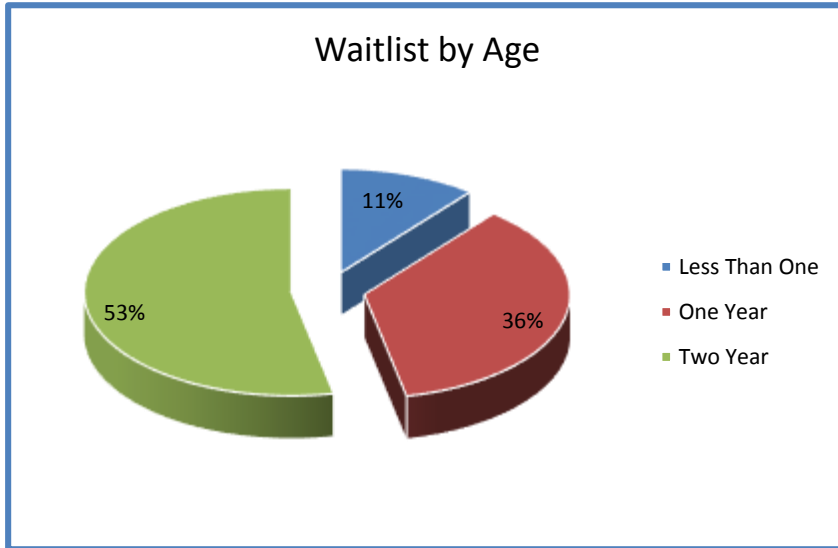
Income Status-Enrolled Participants: September 30, 2014



Early Head Start Mobile!
Director's Program Information Report
October 29, 2014



Waitlist By Category



Early Head Start Mobile!
Director's Program Information Report
October 29, 2014



September 2014 Attendance Report

Center	Enrollment	Average Daily Attendance
Dearborn YMCA	8	82.27%
Goodwill Easter Seals	24	87.10%
Lighthouse Academy	31	90.24%
Nina Joseph	31	90.37%
Soaring Eagles	8	93.48%
Total Center Enrollment	102	88.93%

Note: 2 pregnant mother enrolled

September Attendance Winners!

97.02%

Goodwill Easter Seals Room C



Kimberly Smoots

Cassandra Woodard

In-Kind

Please remind your parents that our ability to maintain funding depends on community involvement. Remember we are asking each parent to volunteer at least one hour each week, or four hours each month. No parent volunteer hours have been submitted for January.

October 29, 2014

Early Head Start Mobile! Director's Program Information Report October 29, 2014



School Readiness/Family Engagement

On October 23, 2014, the first school readiness checkpoint for tracking child outcome progress was finalized. Early Head Start uses an online assessment tool called Teaching Strategies GOLD to document each child's progress. Teachers are working with the data to help them develop lesson plans appropriate for meeting the needs of each child. The Policy Council will receive its first school readiness progress report at the November meeting.

Ongoing Monitoring

Ongoing monitoring occurs throughout the year. The data and information collected is used to help us track the quality of the services Early Head Start provides to children and families. It also helps us to identify areas of strength and areas where improvement is needed. Recent activities are included below.

- Health & Safety Quarterly Audit: Monique (Moon) Nettle, Health and Safety Coordinator, works with Center Directors, Teachers and EHS Staff to ensure that sites and classrooms meet the Health and Safety Performance Standards as well as local Health Department and Licensing Standards. Quarterly safety audits are conducted at each site. The audits are shared with Center Directors and teachers. Work Plans are developed to address areas of need. If additional training is needed, she works the EHS Staff to amend the training plan and/or to provide onsite technical assistance. Program-wide reports will be provided to the Policy Council at the November Policy Council Meeting.
- Infant Toddler Environmental Rating Scale (ITERS) - This program assessment will be completed for each classroom during the November-December. It takes about 6 hours for the observer to complete the data collection in the classrooms and sites. Results were shared with teachers and center directors. Individual teacher professional development plans are updated using information from the observation. It will also help the center director and the Early Head Start Team to identify areas where onsite technical assistance or additional training may be needed.
- Early Childhood Environmental Rating Scale (ECERS)-This tool will be used with classrooms where at least half of the children are 2 ½ years or older. The ECERS is used the same way as the ITERS is used.

Upcoming Activities

Thanksgiving Holidays (EHS Classrooms Closed)	November 24-28
Early Intervention Conference	November 17-19
Policy Council	November 19