

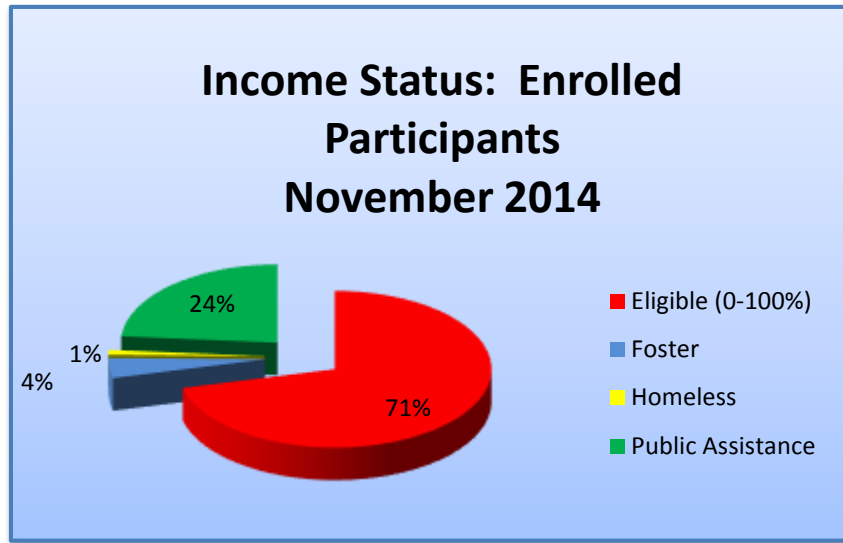
# Early Head Start Mobile! Director's Program Information Report December 2014



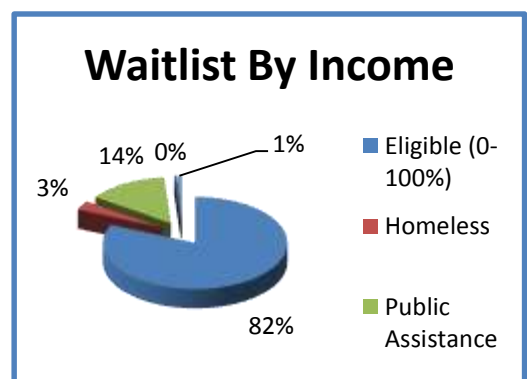
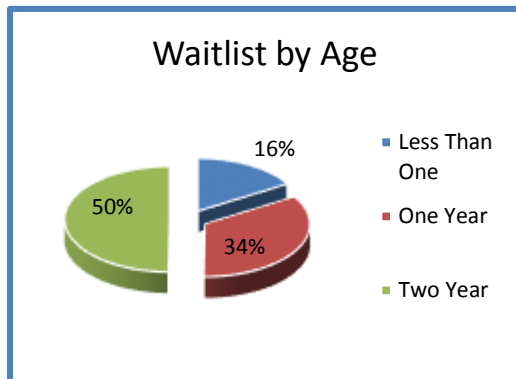
## November Enrollment

<b>Funded Enrollment:</b>	104
<b>Current Enrollment:</b>	104 (100%)
<b>Disabilities Enrollment:</b>	14 (13.4%)
<b>Waitlist:</b>	<b>254</b>

### Income Status-Enrolled Participants: November 30, 2014



### Waitlist By Category



**Early Head Start Mobile!  
Director's Program Information Report  
December 2014**



**November 2014 Attendance Report**

Center	Enrollment	Average Daily Attendance
Dearborn YMCA	8	71.15%
Goodwill Easter Seals	24	85.37%
Lighthouse Academy	31	84.55%
Nina Joseph	31	91.24%
Soaring Eagles	8	85.71%
<b>Total Center Enrollment</b>	<b>102</b>	<b>86.04%</b>

Note: 2 pregnant mother enrolled

**November Attendance Winners!**



**Nina Joseph Child Development Center**

*Room D*

*Jennifer Coppage*

*Janita Mose*



***In-Kind***

Please remind your parents that our ability to maintain funding depends on community involvement. Remember we are asking each parent to volunteer at least one hour each week, or four hours each month. No parent volunteer hours have been submitted for January.

**Upcoming Activities**

Last Day for Children (EHS classes only)

December 19

Holidays

December 20-January 6

Professional Development Days

December 22-23

January 1-2

Services for Children Resume

January 6

Martin Luther King Holiday

January 19

January Policy Council Meeting

January 27

**Early Head Start Mobile!  
Director's Program Information Report  
December 2014**

